

SAFE DEMOLITION AND DEBRIS MANAGEMENT NEPAL EARTHQUAKE 2015



Covering May 2015 to 21 January 2016

Prepared by the IOM Early Recovery/Debris Management Team - Nepal

HIGHLIGHTS:

251 Total # of buildings/non-building structure demolished and/or cleared

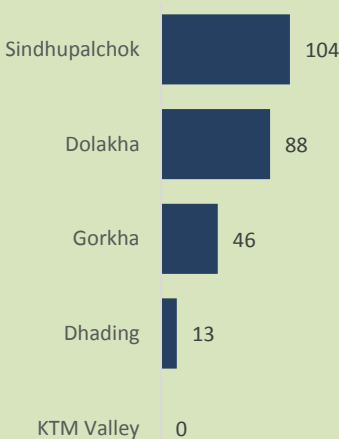
64,537 Total volume (m3) of rubble cleared

24,574 Total # of CFW Man-Days utilized (to-date)

2,200 Total # of people who participated in CFW scheme

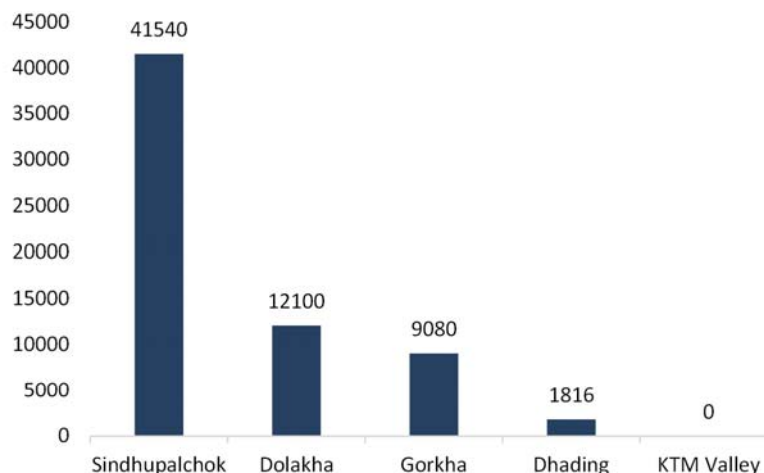
17.3 M (NPR) Total amount spent/committed to date (CFW Wages)

Total no. of buildings demolished or cleared in districts

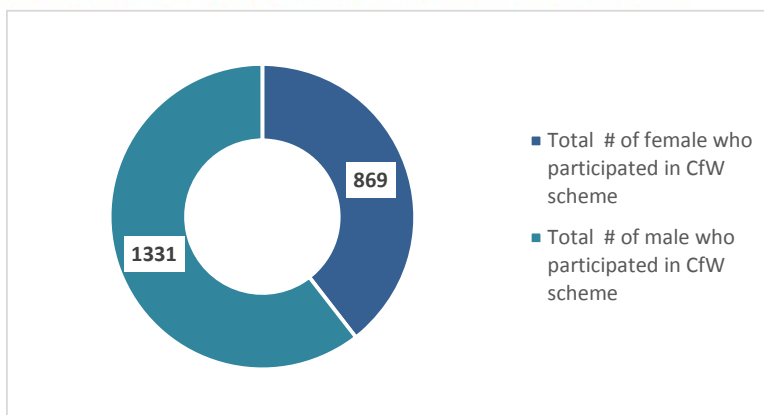


OVERVIEW

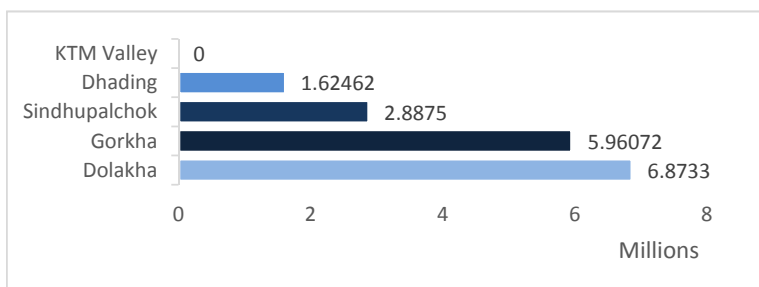
Total m³ debris cleared in each district

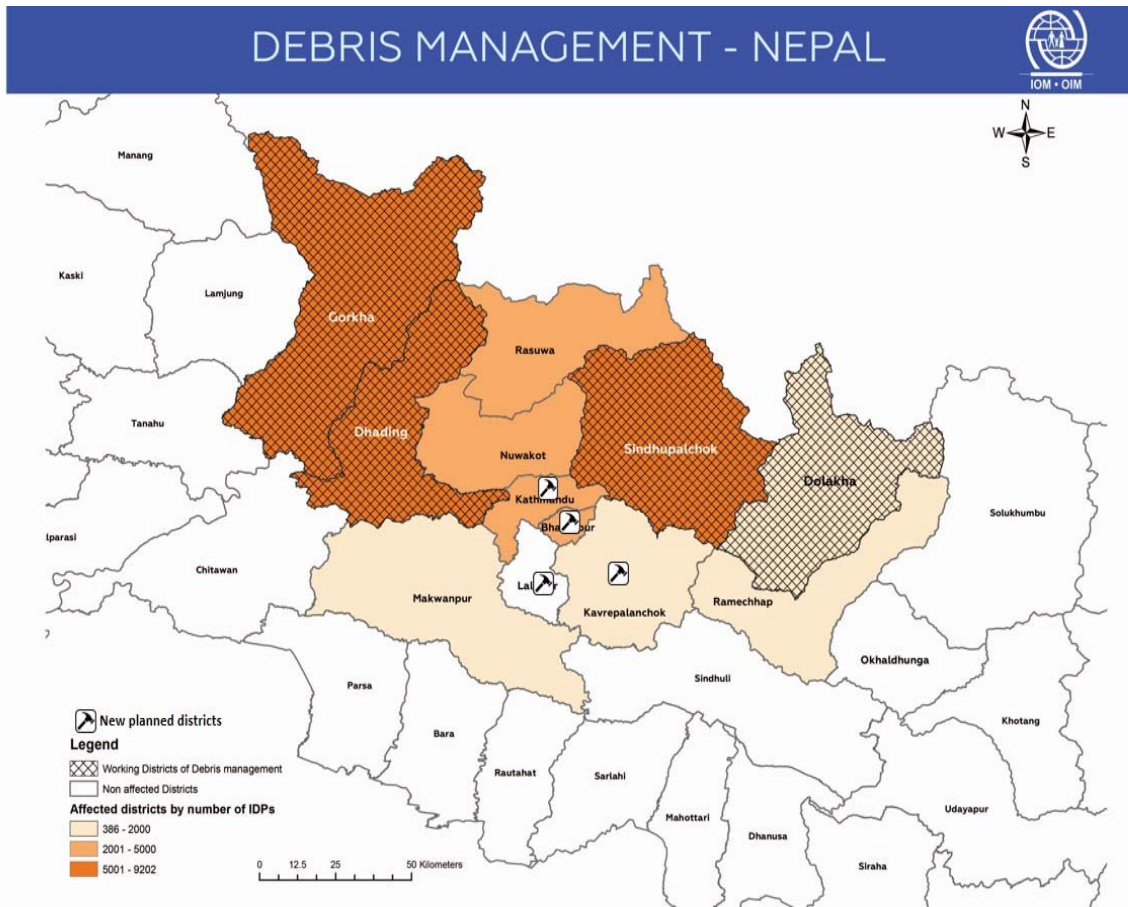


Men and women participation in Cash for Work



Total Cash for Work salary distributed in districts





Source: IOM Field Offices

CFW participant and orientation to CFW participant



Ms. Suk Maya Tamang, IDP in Dhading employed under CFW.



2015 NEPAL EQ DEBRIS MANAGEMENT SUMMARY

(From 13 May 2015 to 21 January 2016)

No	Indicators	Total	Gorkha	Sindhupalchok	Dolakha	Dhading	KTM Valley
<i>Objective: The project will contribute to the Early Recovery efforts of communities and authorities affected by the earthquakes in Nepal</i>							
1	# of sites where demolition and debris removal activities are <u>planned</u>	76	6	17	3	50	
2	# of sites where demolition and debris removal activities are <u>on-going</u>	24	5	8	9	2	
3	Total # of buildings/non-buildings etc <u>demolished and/or cleared</u>	251	46	104	88	13	
4	# of private buildings <u>demolished</u>	34	0	26	8	0	
5	# of public buildings <u>demolished</u>	196	42	65	76	13	
6	# of non-building infrastructure (ie roads, landslides, etc.) <u>cleared</u>	21	4	13	4	0	
7	Estimated total volume (m3) of rubble <u>cleared to date</u>	64,537	9,080	41,540	12,100	1,816	
8	Total # of CFW man-days completed	24,574	8,515	4,118	9,462	2,479	
9	Total # of people who participated in CfW scheme	2,200	511	416	1,022	251	
10	Total # of female who participated in CfW scheme	869	191	144	411	123	
11	Total # of male who participated in CfW scheme	1,331	320	272	611	128	
12	Total # of buildings/non-buildings structures cleared through CfW scheme	65	30	14	12	9	