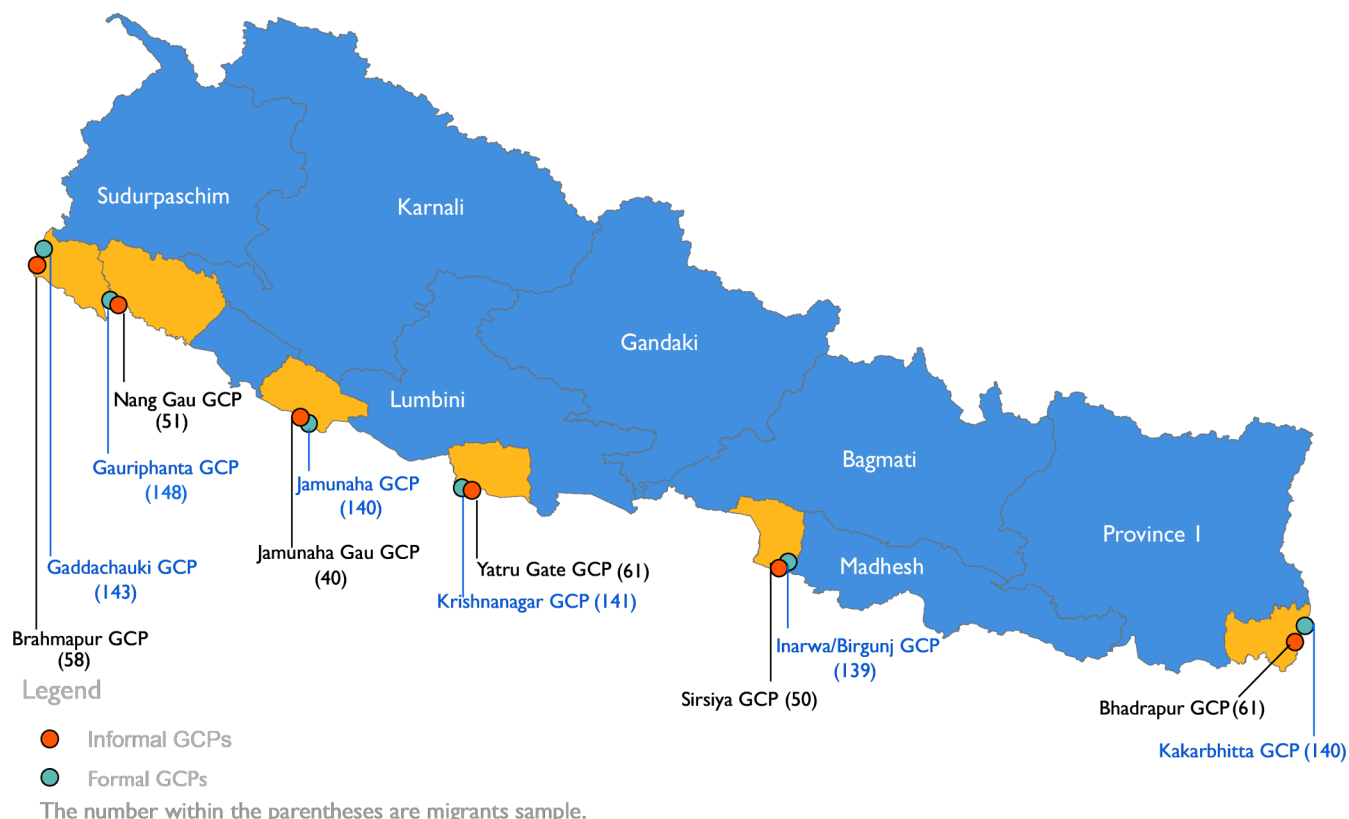


# DISPLACEMENT TRACKING MATRIX

## FLOW MONITORING – ROUND IV

NOVEMBER 2022

### GROUND CROSSING POINTS ASSESSED



Disclaimer: This map is for illustration purpose only. Names and boundaries on this map do not imply official endorsement or acceptance by IOM.

### HIGHLIGHTS



12 Flow Monitoring Points in 4 provinces - Province 1, Madhesh, Lumbini and Sudurpaschim



2.1 per cent of migrants travelling through formal GCPs and 1.9 per cent of migrants travelling through informal GCPs were unvaccinated against COVID-19. 83.3 per cent unvaccinated migrants crossing through informal GCPs and about 77.8 per cent of the unvaccinated migrants crossing through formal GCPs expressed their willingness to get vaccinated against COVID-19.



Data Collection Period  
11 October to 18 October 2022



851 Migrants surveyed at Formal GCPs and  
321 Migrants surveyed at Informal GCPs

### PROFILE OF MIGRANTS SURVEYED



|               |       |       |  |
|---------------|-------|-------|--|
| Formal GCPs   | 82.3% | 17.7% | 11.3% out of the total 17.7% women are pregnant or lactating mothers |
| Informal GCPs | 80.4% | 19.6% | 14.3% out of the total 19.6% women are pregnant or lactating mothers |

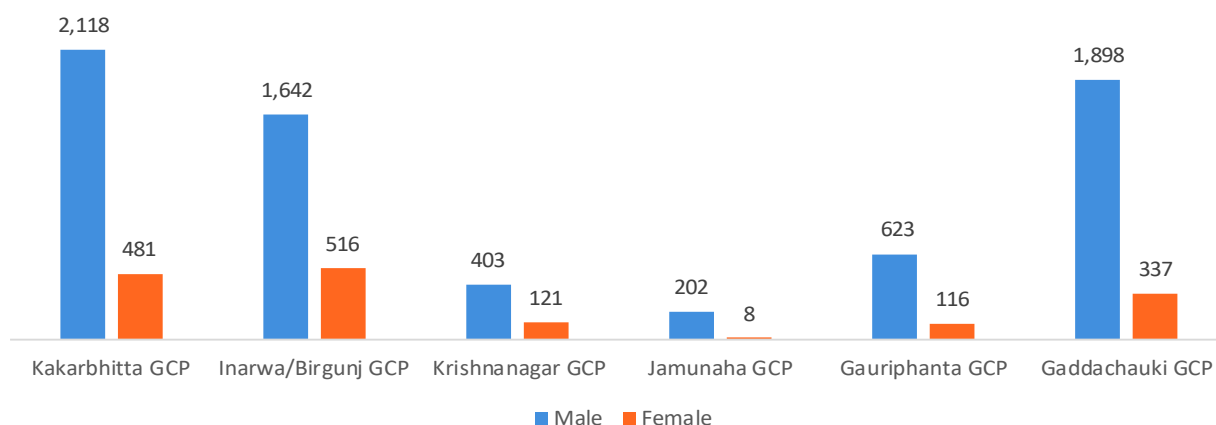
## METHODOLOGY

IOM Nepal collected data at 12 ground crossing points (GCPs) - six formal and six informal, to better understand the migration between India and Nepal. The exercise intended to collate feedback from the migrants for improving COVID -19 related response and deliver multisectoral services, ultimately contributing to strengthen the GCPs' capacities, providing safe and regular crossing for migrants. This exercise was conducted as a part of European Union Directorate General for European Civil Protection and Humanitarian Aid Operations funded "Effective Case Management by Strengthening Isolation Centres and Ground Crossing Points (GCPs) Management for Rapid Response and Preparedness Against COVID-19" project.

| Formal GCP     | Informal GCP |
|----------------|--------------|
| Kakarbhatta    | Bhadrapur    |
| Inarwa/Birgunj | Sirsiya      |
| Jamunaha       | Jamunaha Gau |
| Krishnanagar   | Yatru gate   |
| Gaddachauki    | Nang Gau     |
| Gauriphanta    | Brahmapur    |

In total, 1,172 individuals (851 at formal GCPs and 321 at informal GCPs) were interviewed for the flow monitoring exercise in Province 1, Madhesh, Lumbini and Sudurpaschim Provinces. The report presents data collected on flows, demographics profile of migrants, services available to the migrants at the formal GCPs and suggestions for improvement of services. The survey at the informal GCPs was conducted to primarily assess the intentions of migrants for using informal GCPs. Since multisectoral services are only available at the formal GCPs, the survey does not include questions on services at informal GCPs.

*The data presented in graph is number of incoming migrants screened at health desk from 11 - 18 October 2022*



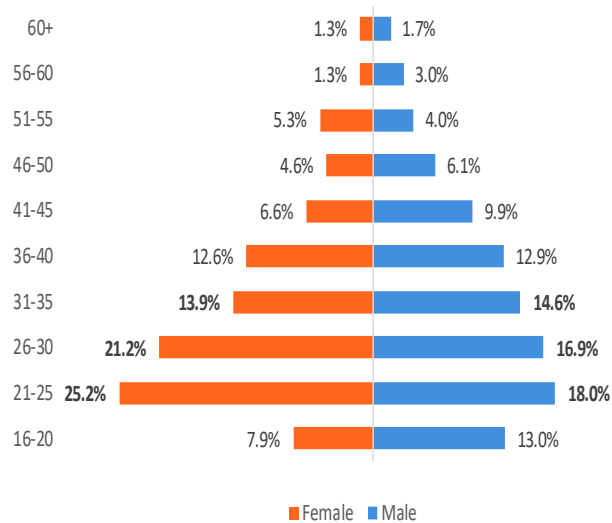
Source: POE Data, IMU, IHIMS Division, MOHP



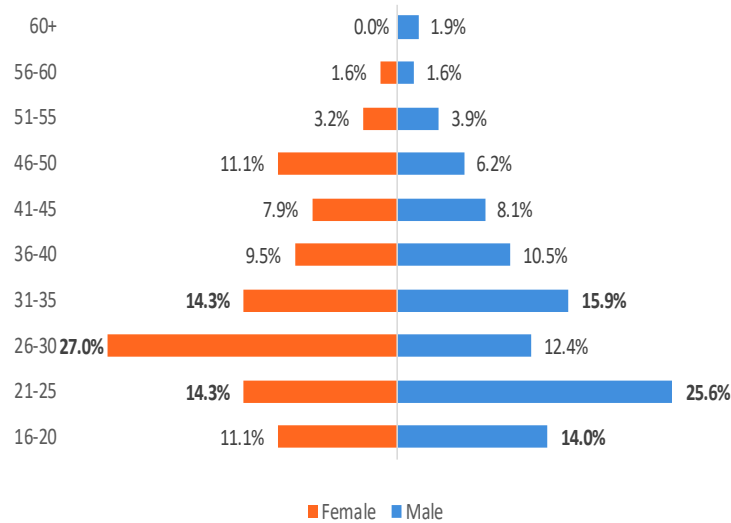
Kakarbhatta GCP (October 2022). © Nabin Poudel

## DEMOGRAPHICS

### AGE - GENDER BREAKDOWN FOR FORMAL GCP



### AGE - GENDER BREAKDOWN FOR INFORMAL GCP

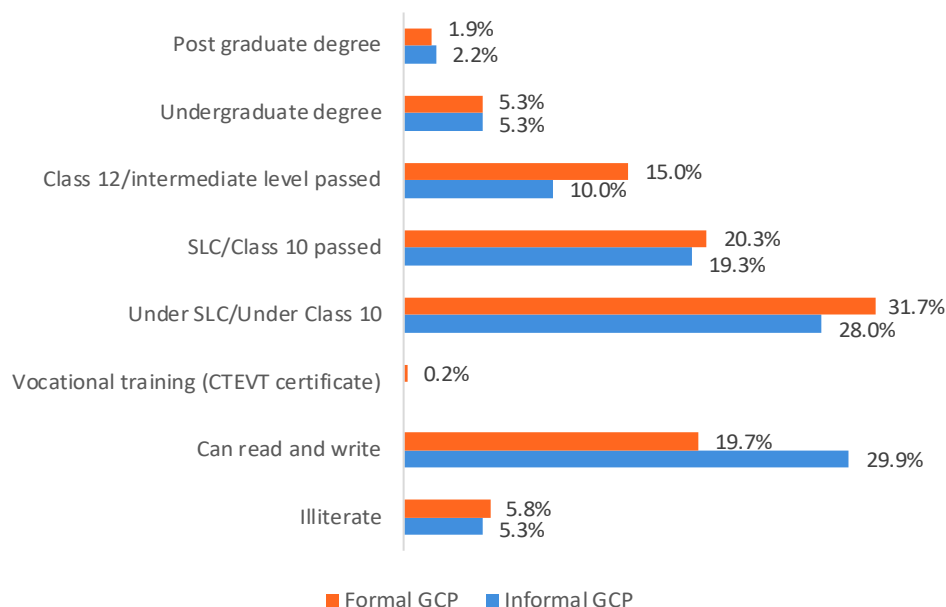


Out of 851 migrants surveyed at formal GCPs, a majority of both male (18 per cent) and female (25.2 per cent) respondents were between the age of 21 and 25 years. Similarly, a majority of male (25.6 per cent) respondents in informal GCPs were between the age of 21 and 25 years whereas female (27 per cent) respondents in informal GCPs were between the age of 26 and 30 years. Similar age-gender pattern was observed in Round I, II and III.

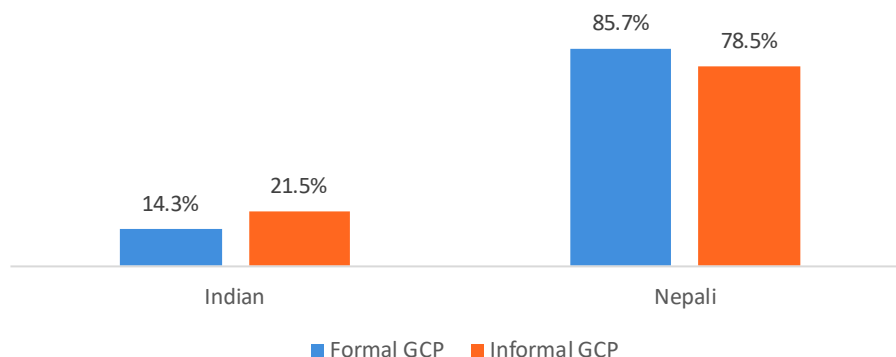
More than 80 per cent migrants travelling through formal and informal GCPs were males, and less than 20 per cent of migrants travelling through formal and informal GCPs were females, consistent with the trend seen in Round I, II and III.

### HIGHEST LEVEL OF EDUCATION

Most migrants surveyed at formal GCPs (31.7 per cent) had studied below School Leaving Certificate (SLC) or below Grade 10 whereas most migrants surveyed at informal GCPs (29.9 per cent) could just read and write. Interestingly, 5.3 per cent of respondents in both formal and informal GCPs have undergraduate degrees, with Kakarbhitta GCP recording the highest per cent (15.7 per cent) of undergraduate respondents among the six GCPs. In all rounds of flow monitoring exercise, the highest per cent of migrants were those with education level under SLC/under Class 10.

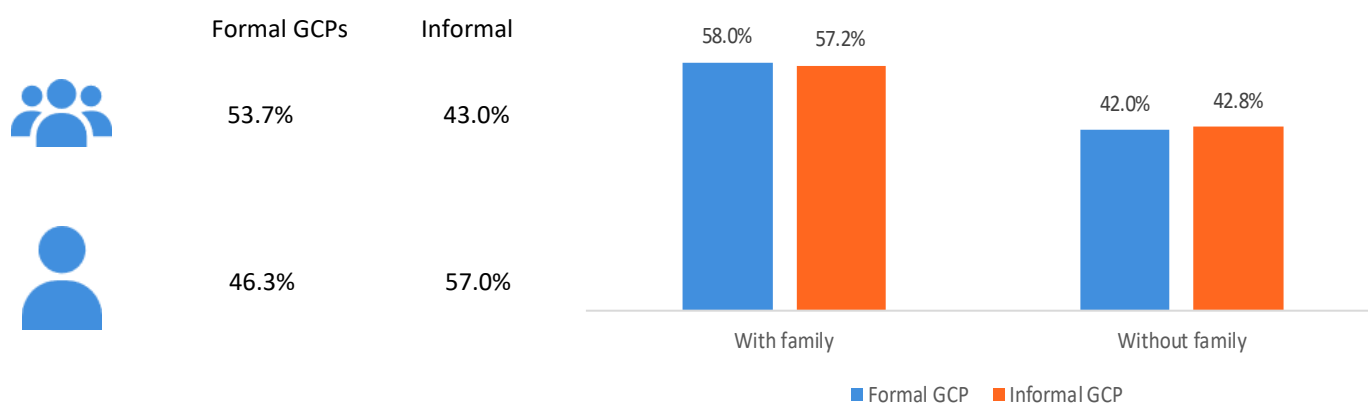


## MIGRANTS' NATIONALITY



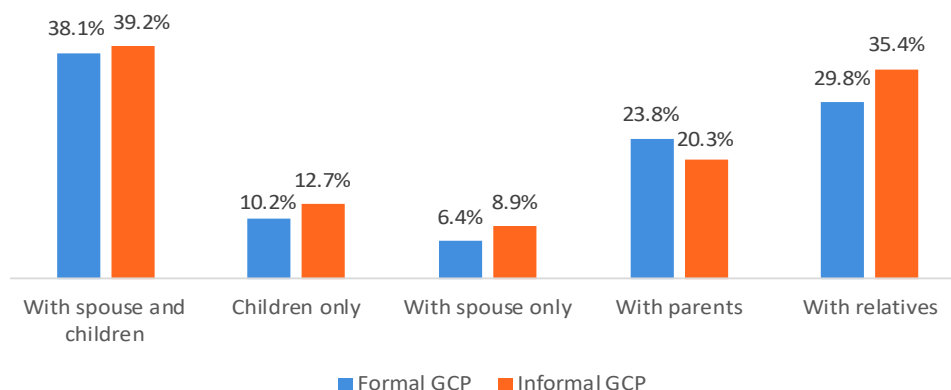
A majority (85.7 per cent) of migrants who used formal GCPs identified themselves as Nepali citizens whereas only 14.3 per cent were Indian citizens. Among the six formal GCPs, Kakarbhitta reported the highest per cent (43.6 per cent) of migrants of Indian origin. In case of migrants using informal GCPs, more than three quarters (78.5 per cent) were Nepali citizens and remaining 21.5 per cent were Indian citizens. Among the six informal GCPs, Bhadrapur GCP reported the highest per cent (54.1 per cent) of migrants of Indian origin. In all rounds of flow monitoring exercise, the majority of migrants were Nepali citizens.

## TRAVEL DETAILS

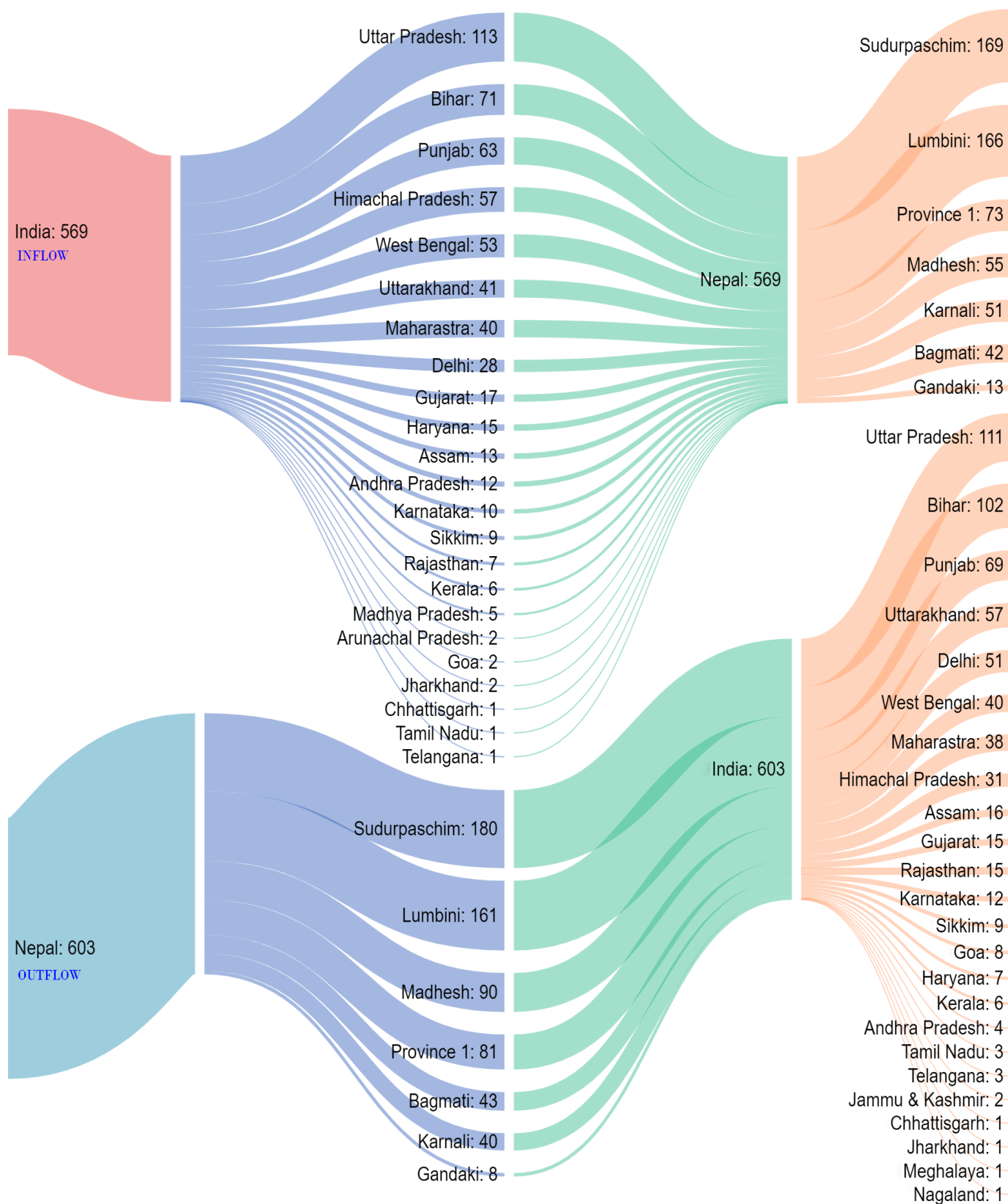


## IF IN A GROUP

A majority (53.7 per cent) of migrants surveyed at formal GCPs travelled in group, most of whom travelled with their spouse and children (38.1 per cent) followed by relatives (29.8 per cent). More than half (57 per cent) surveyed at informal GCPs travelled alone and around 43 per cent travelled in a group of which the majority (39.2 per cent) travelled with their spouse and children and 35.4 per cent travelled with their relatives. In almost all rounds of flow monitoring exercise, most migrants were travelling in group.



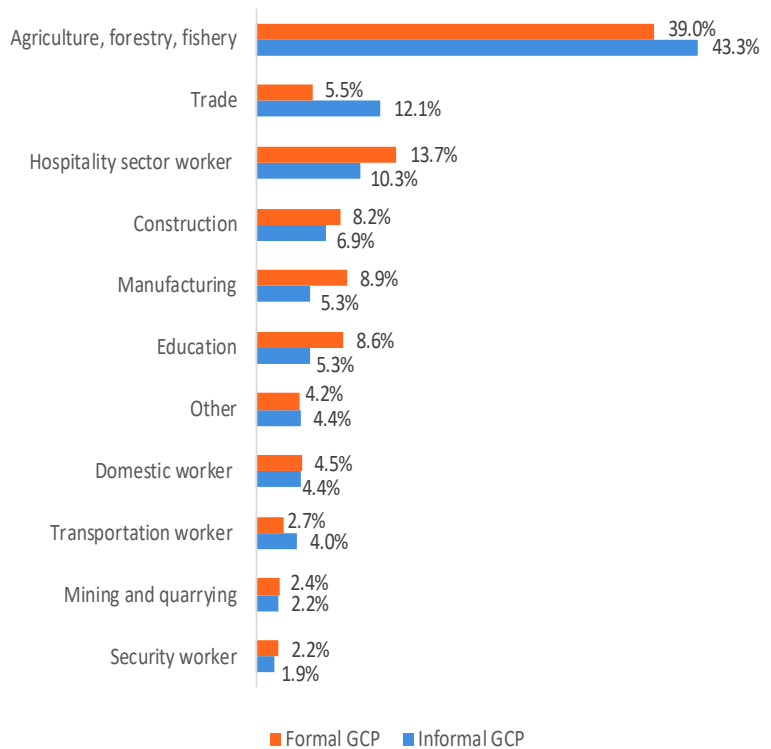
# FINAL INTENDED DESTINATION OF MIGRANTS INFLOWING AND OUTFLOWING FROM NEPAL



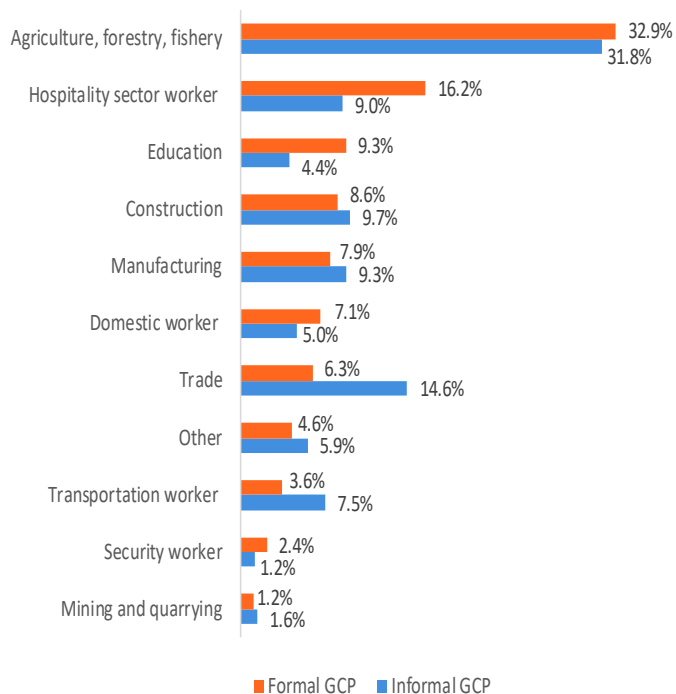


## OCCUPATIONS AT THE COUNTRY OF ORIGIN

Among the migrants crossing through formal GCPs, the three most reported occupations were agriculture, forestry and fishery sector (39 per cent), followed by hospitality/hotel and tourism sector (13.7 per cent) and manufacturing (8.9 per cent) sector. Interestingly, in case of Birgunj GCP, the most reported occupation was trade (20.9 per cent), followed by manufacturing (16.5 per cent) sector and agriculture, forestry and fishery sector (15.1 per cent). Among the migrants crossing through Informal GCPs, the three most reported occupations at the were agriculture, forestry and fishery sector (43.3 per cent), followed by trade sector (12.1 per cent) and hospitality sector (10.3 per cent). However, the informal Bhadrapur GCP recorded trade as the most common occupation (18 per cent), followed by agriculture, forestry and fishery sector (16.4 per cent) and hospitality sector (11.5 per cent). Moving from Round I to Round IV, there has been a slight increase in migrants involved in agriculture, forestry and fishery sector in both formal (6.2 per cent increase) and informal GCPs (3 per cent increase).



## OCCUPATIONS AT THE COUNTRY OF DESTINATION



Among the migrants crossing through formal GCPs, the three most reported occupations were agriculture, forestry and fishery sector (32.9 per cent), followed by hospitality sector (16.2 per cent) and education sector (9.3 per cent). In Birgunj GCP however, education sector (19.4 per cent) was the most reported occupation followed by agriculture, forestry and fishery sector (15.1 per cent) and construction sector (14.4 per cent).

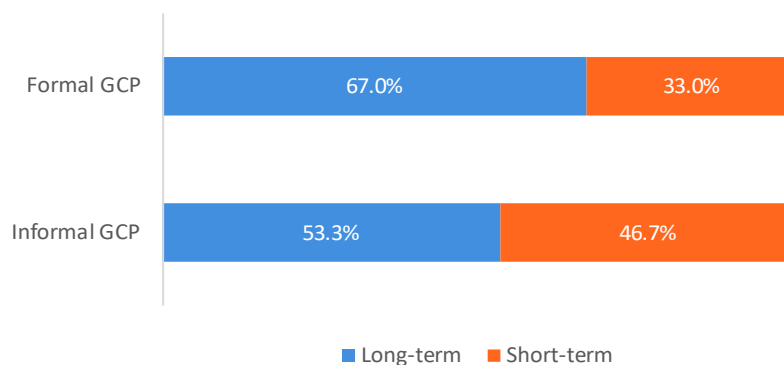
Among the migrants crossing through informal GCPs, the three most reported occupations were agriculture, forestry and fishery sector (31.8 per cent) followed by trade sector (14.6 per cent) and construction sector (9.7 per cent). Interestingly, in both Bhadrapur and Sirisiya GCPs, trade sector was the most common occupation (18 per cent and 16 per cent respectively) followed by agriculture, forestry and fishery sector (16.4 per cent and 14 per cent respectively). Coming from Round I to Round IV, there has been a slight increase in migrants involved in hospitality sector (2.9 per cent increase) in formal GCPs and a slight increase (7.2 per cent increase) in migrants involved in agriculture, forestry and fishery sector in informal GCPs.

## DURATION OF MIGRATION

On average, about 67 per cent of migrants traveling through formal GCPs reported long term migration<sup>1</sup>. However, more than two quarters of migrants travelling through Birgunj GCP and almost three quarters of migrants travelling through Kakarbhitta GCP reported short term migration<sup>2</sup>.

On average, more than two quarters of migrants crossing through informal GCPs reported long term migration with Brahmapur GCP reporting cent per cent long term migration. However, almost three quarters of migrants in Bhadrapur and Nang Gau GCPs and more than three quarters of migrants in Jamuna Gau and Sirsiya GCPs reported short term migration.

In formal GCPs, long-term migration has been consistently higher in all rounds of flow monitoring exercise whereas in informal GCPs, there has been a sudden rise in long-term migration in Round IV compared to Rounds I, II and III.



Gauriphanta GCP (October 2022). © Birendra Bista

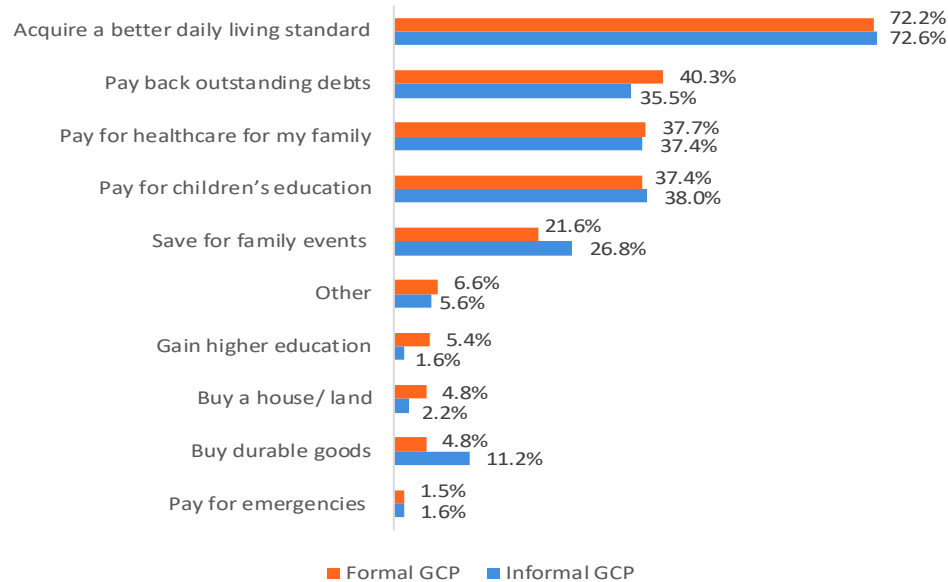
<sup>1</sup> Long term migration— If a person who moves to a country other than that of his or her usual residence for a period of at least one year, so that the country of destination effectively becomes his or her new country of usual residence. For the flow monitoring survey at formal and informal GCPs, a person who moves to a country other than that of his or her usual residence for purposes of education, business, job, medical treatment or any other purposes so that the country of destination becomes his or her new country of usual residence is considered under long term migration.

<sup>2</sup> Short term migration— If a person who changes his or her place of usual residence for more than three months but less than a year (12 months). Except in cases where the movement to that country is for purposes of recreation, holiday, visits to friends or relatives, business or medical treatment. For the flow monitoring survey at formal GCPs, person who changes his or her place of usual residence for less than a week for purposes of recreation, holiday, visits to friends or relatives, business or medical treatment is considered under short term migration. For the flow monitoring survey at informal GCPs, person who changes his or her place of usual residence for less than a week for purposes of recreation, holiday, visits to friends or relatives, business or medical treatment including person who travels cross-border on daily basis for purposes of business or medical treatment is considered under short term migration.

## REASONS FOR MIGRATION

In both formal and informal GCPs, the top reasons for migration were to acquire a better standard of living (above 72 per cent), followed by pay for healthcare for family (above 35 per cent) and children's education (above 35 per cent). Payment of outstanding debts is also an important reason for migration which was identified by more than four fifths of migrants in Yatru Gate GCP and more than half of migrants in Brahmapur GCP.

Compared to flow monitoring Round I, II and III, formal GCPs showed an increase in number of migrants migrating to pay outstanding debts (12 per cent increase from Round I) whereas informal GCPs showed an increase in number of migrants migrating to save for family events such as marriage, funeral and festivals (25 per cent increase from Round I).



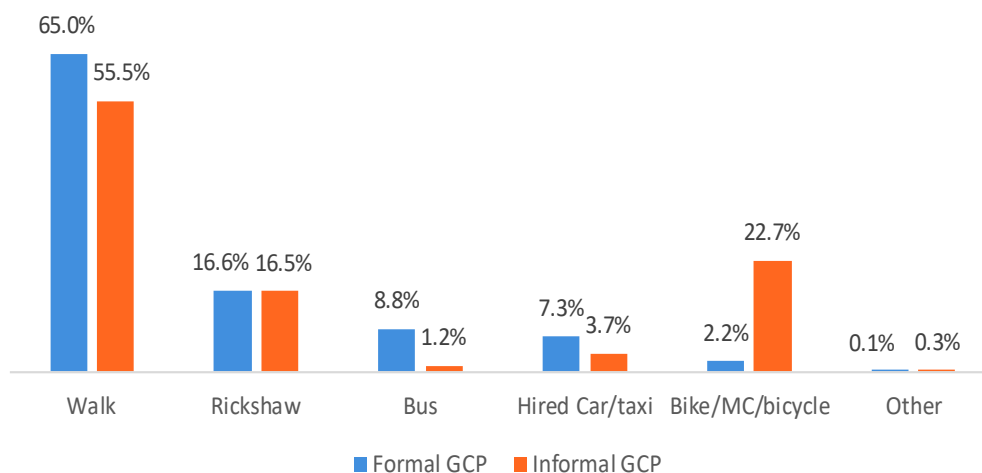
Birgunj GCP (October 2022). © Nisha Yadav



## MODE OF TRANSPORTATION

The most common mode of transportation used by the migrants crossing through formal and informal GCPs was reported as walking (above 50 per cent each). Walking was followed by rickshaw (above 16.6 per cent) and bus (8.8 per cent) in formal GCPs. Bike and bicycle (22.7 per cent) followed by rickshaw (16.5 per cent) were the second and third options reported by the migrants crossing through informal GCPs. Interestingly, in Birgunj GCP, bus (36 per cent) was the most common mode of transport followed by hired car/taxi (33.8 per cent) and rickshaw (17.3 per cent).

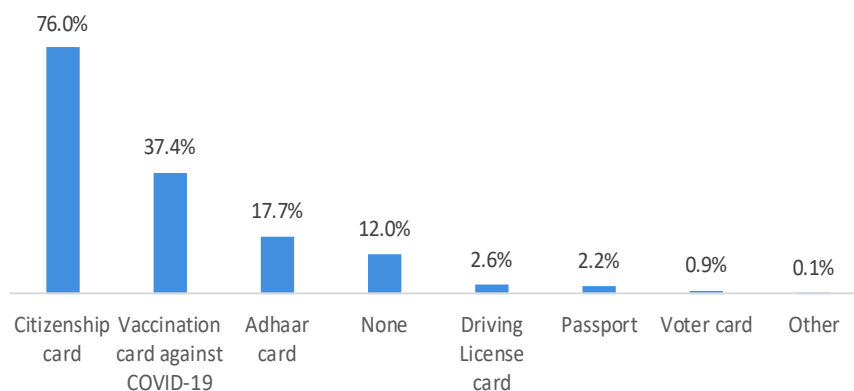
Moving from Round I to Round IV, no remarkable change in mode of transportation was observed in formal GCPs. However, in case of informal GCPs, there has been a sharp decrease in per cent of migrants who walked (44.2 per cent decrease from Round I to Round IV).



## DOCUMENTS REQUIRED TO CROSS BORDER BETWEEN NEPAL AND INDIA THROUGH FORMAL GCPs

The three most commonly reported documents required by migrants while crossing the border at India or Nepal GCPs included citizenship card (76 per cent), COVID-19 vaccination card (37.4 per cent) and Aadhaar card (17.7 per cent) and around 12 per cent also reported that no documents were required to cross the border. The migrants who showed Aadhar Card for crossing the border between India and Nepal were Indian citizens and most migrants who showed citizenship card for crossing the border were Nepali citizens.

In all rounds of flow monitoring exercise, citizenship card was the most used document (over 70 per cent in all rounds) used for cross-border mobility.

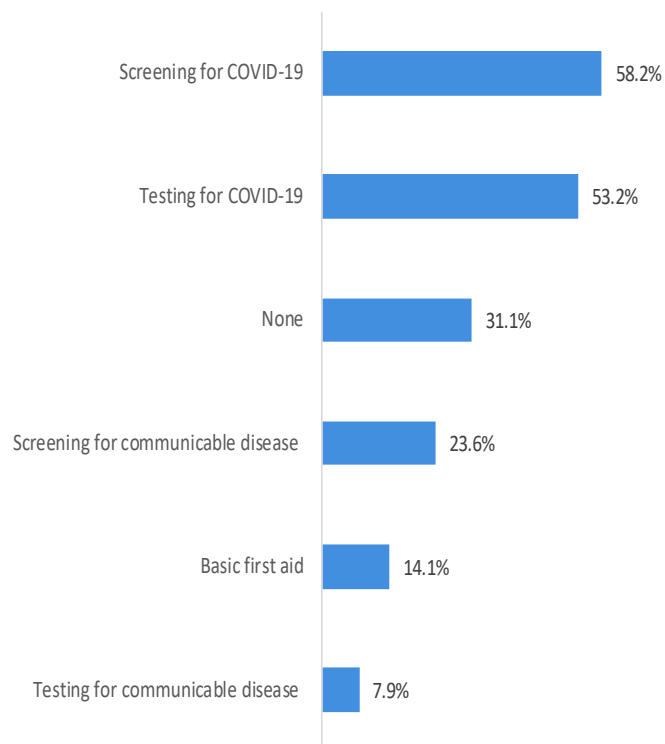


## USE OF HEALTH, WASH AND PROTECTION SERVICES AT FORMAL GCPs

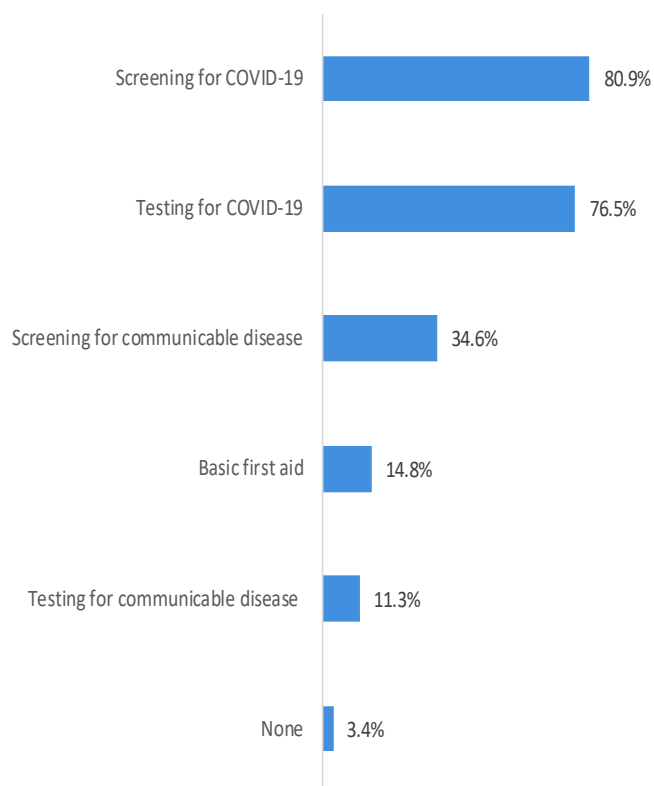


Regarding the top three health services the migrants needed during their travel, more than two quarters (58.2 per cent) reported screening for COVID-19 and testing for COVID-19 (53.2) per cent and less than a quarter of migrants reported screening for communicable disease (air-borne). These services were accessible to both male and female migrants. Around 31.1 per cent of the migrants also reported that none of the health related services were needed during their travel.

Compared to flow monitoring Round I, II and III there is decrease in the need of screening for COVID-19 from 72.3 to 58.2 per cent and testing of COVID-19 from 59.5 per cent to 53.2 per cent. This could be due to low number of active COVID-19 cases in the country during the month of October 2022. On the other hand, there is an increase in the need of screening for communicable disease (air-borne) from 15.4 per cent in Round I to 23.6 per cent in Round IV.



## ACCESSIBLE HEALTH RELATED SERVICES



Migrants were asked if the identified health-related services were accessible to them during their travel/at GCP. Majority of respondents (80.9 per cent) identified screening for COVID-19 and testing for COVID-19 (76.5 per cent) and screening for communicable disease (34.6 per cent) as accessible to them. These services were accessible to both male and female migrants.

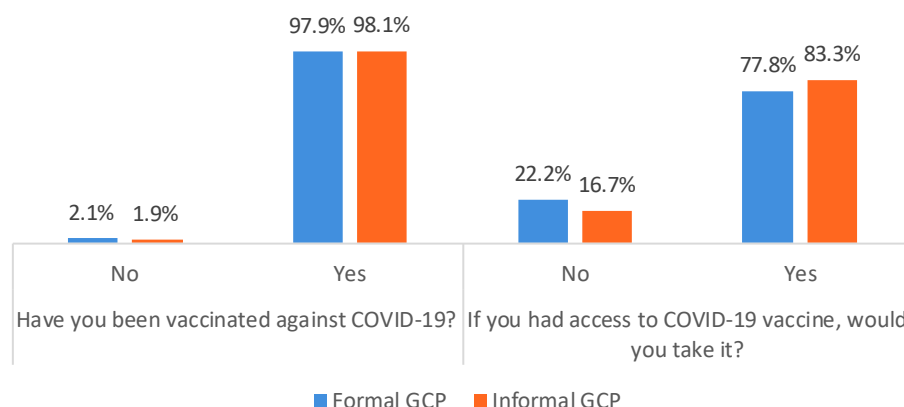
Screening for COVID-19 was reported by cent per of migrants using Gauriphanta, Kakarbhitta and Krishnanagar GCPs whereas the lowest 37.6 per cent was reported by the migrants using Gaddachauki GCP.

More than three quarters of the migrants using Krishnanagar, Kakarbhitta, Gauriphanta, Gaddachauki and more than two quarters of the migrants using Birgunj GCP reported access to testing of COVID-19 whereas the lowest 45.1 per cent was reported by the migrants using Jamunaha GCP. Screening for communicable disease was reported by the more than two quarters of the migrants using Birgunj and Krishnanagar GCPs and none by the migrants crossing through Gauriphanta and Kakarbhitta.

## VACCINATION AGAINST COVID-19

More than three quarter (97.9 and 98.1 per cent) of migrants surveyed at formal and informal GCPs were vaccinated against COVID-19. About 77.8 and 83.3 per cent of the unvaccinated migrants crossing through formal GCPs and informal GCPs expressed their willingness to get vaccinated against COVID-19.

Of the six formal GCPs, migrants crossing through Birgunj (4.3 per cent), Gaddachauki (4.2 per cent), Krishnanagar (2.1 per cent), Gauriphanta (1.4 per cent) and Kakarbhitta (0.7 per cent) were unvaccinated against COVID-19. Cent per cent of the migrants travelling through Jamunaha were vaccinated against COVID-19.



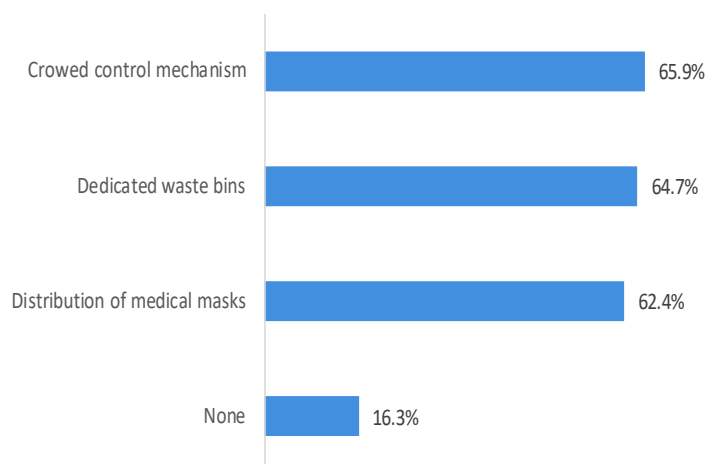
## PUBLIC HEALTH AND SAFETY MEASURES

More than two quarters (65.9 per cent) of migrants surveyed said crowd control mechanism was at place, about 64.7 per cent said they had access to dedicated waste bins and about 62.4 per cent said medical masks were distributed. Both male and female migrants had access to public health and safety measures in all 6 formal GCPs.

Of the six formal GCPs, a majority of migrants (98.6 per cent) crossing through Krishnanagar GCP reported medical masks were distributed whereas only (40 per cent) of the migrants crossing through Kakarbhitta GCP reported the same.

Of the six formal GCPs, more than two quarters of the migrants crossing through the GCPs of Birgunj (74.8 per cent), Gauriphanta (98 per cent), Jamunaha (88.6 per cent) and Krishnanagar (96.5 per cent) said crowd control mechanism was at place whereas only 0.7 per cent of the migrants said crowd mechanism was at place in Kakarbhitta GCP.

Of the six formal GCPs, more than two quarters of the migrants had access to waste bin in the GCPs of Gaddachauki (60.1 per cent), Gauriphanta (95.9 per cent), Jamunaha (62.9 per cent), Kakarbhitta (50 per cent) and Krishnanagar (93.6 per cent). Whereas, only 23.7 per cent of the migrants crossing through Birgunj had access to dedicated waste bins.

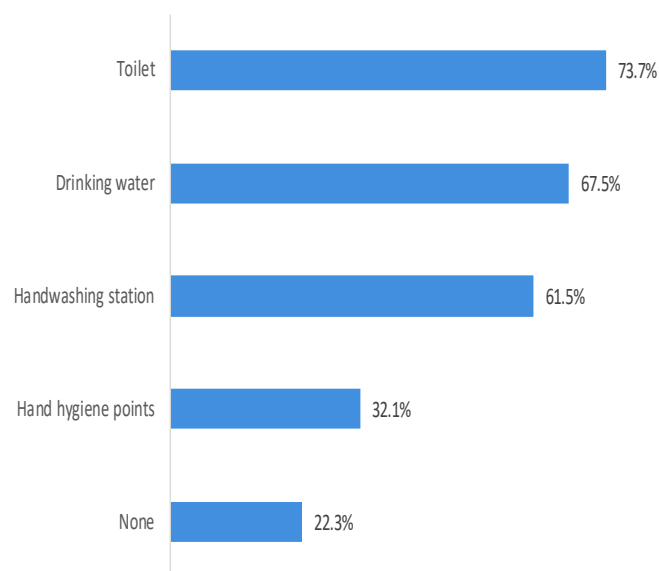


## WASH SERVICES USED AT GCP

On services migrants used at GCPs, toilet (73.7 per cent) was the most used services followed by drinking water (67.5 per cent) and handwashing stations (61.5 per cent). All three most used services were accessed by both female and male migrants in all five GCPs except Kakarbhitta.

Compared to flow monitoring Round I, II and III there is an increase in the use of toilets from 63.2 per cent in Round I to 73.7 per cent in Round IV. Similarly, use of drinking water also increased from 58.3 per cent in Round I to 67.5 per cent in Round IV; use of hand washing stations also increased from 37.3 per cent in Round I to 61.5 per cent in Round IV. However, none of the services were reported as available in Kakarbhitta GCP. The project is constructing essential infrastructure for proper WASH facilities in the GCP which is planned to be completed by December 2022.

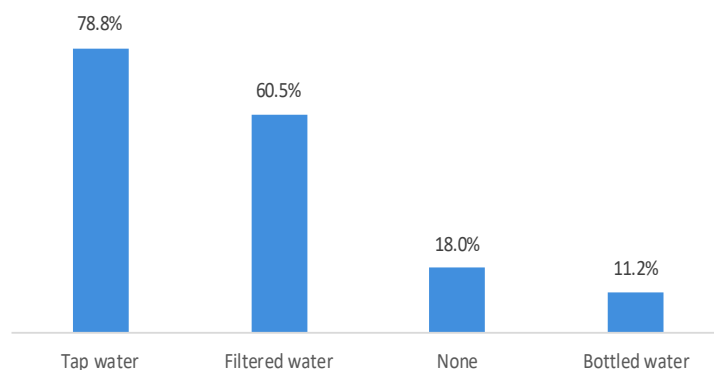
Of the six formal GCPs, more than two quarters of the migrants travelling through each GCPs of Birgunj, Gauriphanta, Gaddachauki, Jamunaha and Krishnanagar reported access to toilets, drinking water and hand washing stations.



## DRINKING WATER FACILITIES

More than three quarters of the respondents (78.8 per cent) reported having access to tap water followed by filtered water (60.5 per cent) and 18 per cent also mentioned none of the drinking water facilities were available to them. The drinking water facilities were accessed by both male and female migrants in all five GCPs except Kakarbhitta. Compared to flow monitoring Round I, II and III there is an increase in the use of tap water from 56 per cent in Round I to 78.8 per cent in Round IV and use of filtered water is increased from 18.1 per cent in Round I to 60.5 per cent in Round IV.

Of the six formal GCPs, more than two quarters of the migrants crossing through the GCPs of Gaddachauki (95.8 per cent), Gauriphanta (66.2 per cent), Jamunaha (52.1 per cent) and Krishnanagar (97.9 per cent) reported access to filtered water. Whereas only 49.6 per cent of the migrants crossing through Birgunj GCP reported access to filtered water. Of the six formal GCPs, more than three quarters of the migrants crossing through the GCPs of Birgunj (89.9 per cent), Gaddachauki (98.6 per cent), Gauriphanta (100 per cent), Jamunaha (84.3 per cent) and Krishnagar (98.6 per cent) reported access to tap water. The project is constructing essential infrastructure for drinking water facilities in Kakarbhitta GCP which is planned to be completed by December 2022.

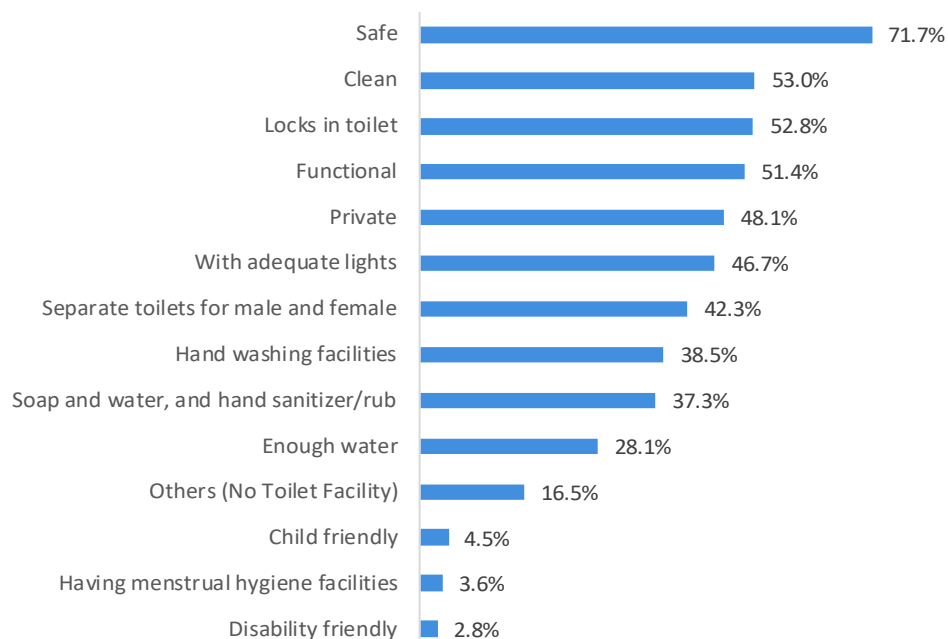




## TOILETS AND HAND FACILITIES

On toilet and hand hygiene related facilities available to migrants, the commonly reported answers were safe to use (71.7 per cent), clean (53 per cent), locks in toilets (52.8 per cent) and functional (51.4 per cent).

In Round IV, more than 71 per cent migrants reported safe toilets and hand washing stations in comparison to 61 per cent in Round I. Also, around 53 per cent reported clean toilets in Round IV in comparison to 51.5 per cent in Round I and more than 51 per cent reported functional toilets in Round IV in comparison to 38.3 per cent in Round I. The toilet and hand facilities were accessed by both male and female migrants. However, none of the services were reported as available in Kakarbhitta GCP. The project is constructing essential infrastructure for safe and inclusive toilets and hand facilities in the GCP and is planned to be completed by December 2022.



Gauriphanta GCP (October 2022). © Bindu Joshi

## FUNCTIONAL LIMITATION

When asked about the obstacles that people with serious difficulties in seeing, hearing, walking, communicating and understanding (for reasons other than the language spoken) faced while accessing the services provided at the GCPs, more than 45 per cent migrants revealed that there were obstacles on the way to GCP services/facilities (physical barriers). About 35.1 per cent migrants revealed that perceptions or beliefs of families/community make it difficult/impossible for them to go to GCP facilities. Almost equal per cent of migrants (34.5 per cent) said that there were obstacles to enter or move around in GCP services/facilities.

Of the six formal GCPs, obstacles on the way was the most common functional limitation in almost all GCPs except Birgunj GCP where more than half of the respondents (51.8 per cent) said that perceptions or beliefs of families/ community make it difficult/ impossible for them to go to GCP facilities (attitudinal barriers).

In all rounds of flow monitoring exercise, obstacles on the way to GCP services/facilities (Physical barriers) was the most cited functional limitation.



Kakarbhitta GCP (October 2022). © Sonika Bhandari

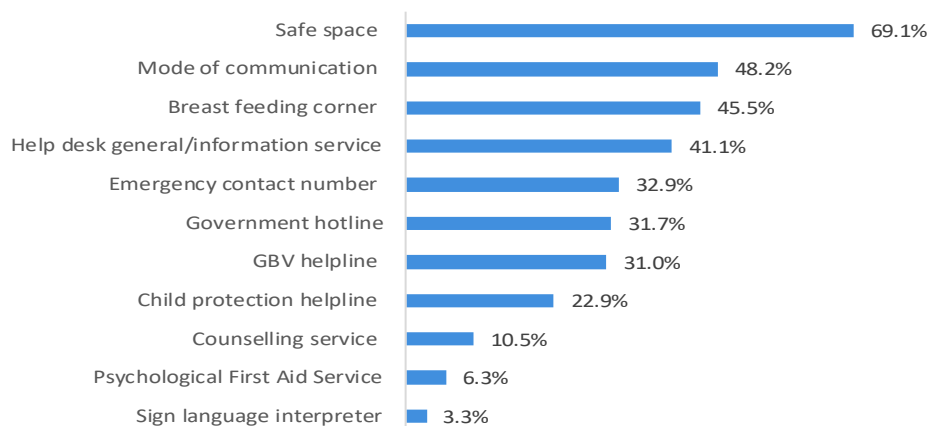


## AWARENESS OF PROTECTION SERVICES

When asked about the protection services available at GCPs, almost three quarters of the migrants identified safe space (69.1 per cent), followed by mode of communication (48.2 per cent) and provision of breastfeeding corner (45.5 per cent).

Of the six GCPs, safe space was reported by all respondents in Gauriphanta and Krishnanagar GCPs. Similarly, all respondents in Gaddachauki GCP identified government hotline and all respondents in Kakarbhitta GCP identified Help desk/general information service as the available protection service.

Moving from Round I to Round IV, there has been a sharp rise in migrants claiming that they are aware of both breastfeeding corner and GBV helpline services (Over 18 per cent increase from Round I for both services), which may be due to various services introduced by the project at the GCPs. Other services identified as available by increasing number of migrants include communication, government hotline and child protection helpline. On the other hand, there was a sharp decline in migrants identifying sign language interpreter as the service available at GCPs, indicating a need of sign language interpreter.



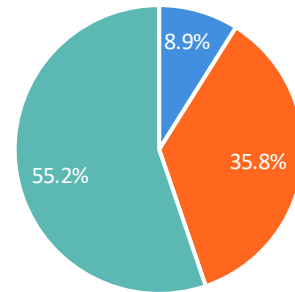
Jamunaha Gau GCP (October 2022). © Radhey Shyam Dhobi

## ACCESS OF PROTECTION SERVICE DURING TRAVEL

Migrants were asked if they accessed any of the protection related services to which more than half of the respondents (55.2 per cent) gave affirmative answers whereas 35.8 per cent replied that they did not require such services at all and 8.9 per cent said the services were not accessible to them.

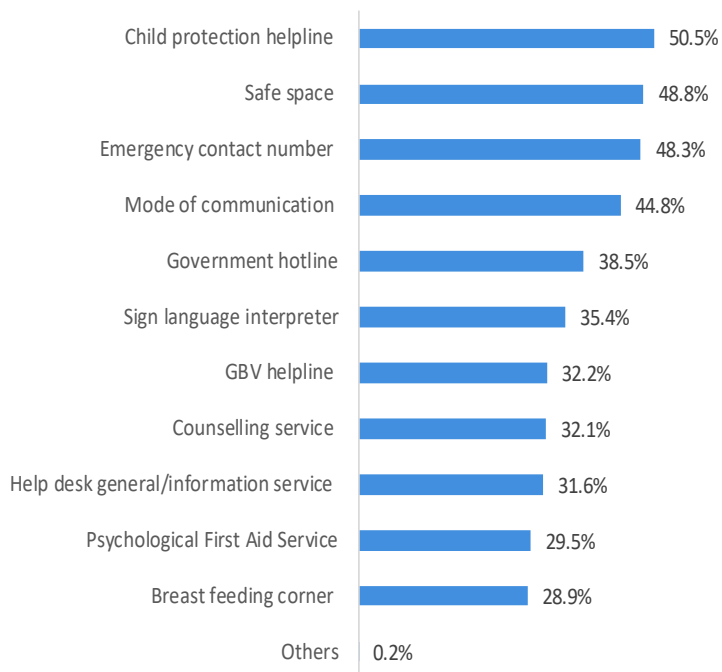
Among the six GCPs, Jamunaha GCP had the highest per cent of respondents (72.9 per cent) and Kakarbhitta had the lowest per cent of respondents (32.1 per cent) who claimed that the protection services were available to them.

Moving from Round I to Round IV, there has been a decline in migrants saying that the services were not available and increase in migrants acknowledging the availability of services.



■ No ■ Not required ■ Yes

## ADDITIONAL SUPPORT DURING TRAVEL



When asked what services the migrants would like to see placed at GCPs to improve their travel experience, more than half of the respondents (50.5 per cent) said child protection helpline, followed by safe waiting spaces (48.8 per cent), and the availability of emergency contact number (48.3 per cent).

Among the six GCPs, the most preferred services were mode of communication in Birgunj GCP (44.6 per cent), child protection helpline in Gaddachauki GCP (97.2 per cent) and Gauriphanta GCP (81.1 per cent), help desk/general information service in Jamunaha GCP (84.3 per cent), and safe space in both Kakarbhitta and Krishnanagar GCP (75.7 and 98.6 per cent respectively).

Moving from Round I to Round IV, there has been a huge increase in migrants identifying the need to improve GBV helpline service, followed by child protection helpline and government helpline.



Gauriphanta GCP (October 2022). © Bindu Joshi

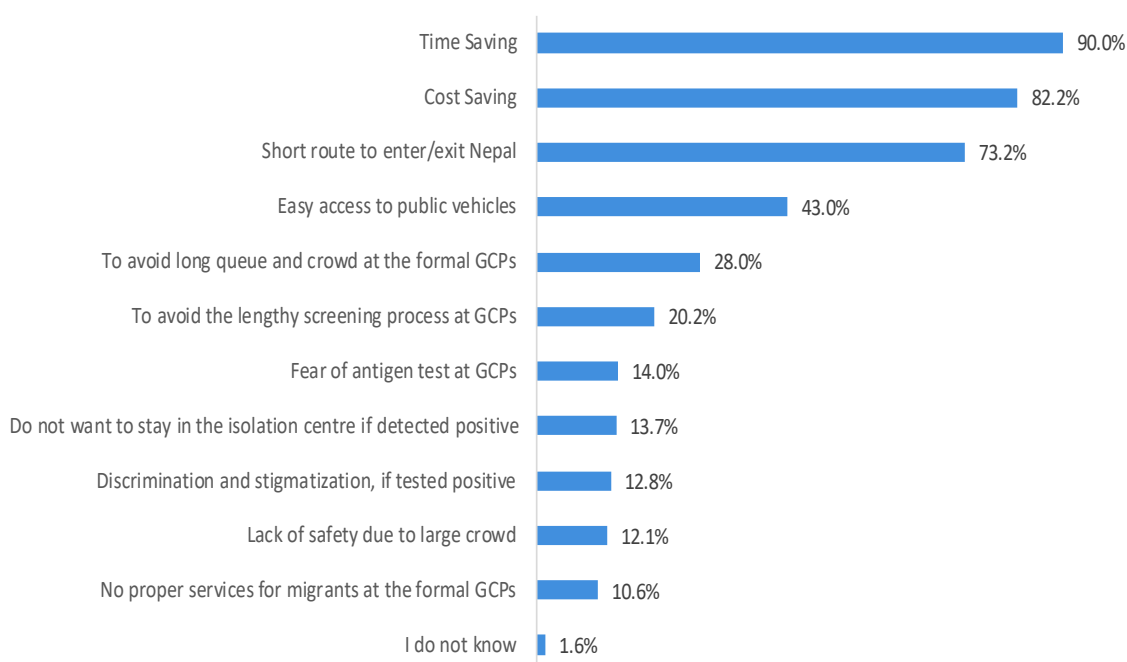


## MAIN REASON FOR USING INFORMAL GCPs

The top three answers the migrants reported for using informal GCPs over formal GCPs included time saving (90 per cent) followed by cost saving (82.2 per cent) and short route (73.2 per cent).

Migrants in Brahmapur GCP cited all three aforementioned reasons (100 per cent each) influenced their decision in travelling while in Nang Gau GCP and Yatru Gate GCP, the migrants reported cost saving (88.2 per cent each) and time saving (100 per cent each) respectively as their priorities. In Bhadrapur GCP, 80.3 per cent reported time saving, in Jamunaha Gau 1, 97.5 per cent cited short route whereas in Sirsiya GCP, 82.0 per cent reported time saving as their main reasons for travelling through the informal GCPs.

Compared to the earlier rounds of flow monitoring exercise, in round IV, fewer migrants crossing through informal GCPs identified reasons like time saving, short route to enter/exit Nepal and to avoid long queue and crowd at the formal GCPs as the main reasons for using informal GCPs. On the other hand, there has been a sharp increase in migrants citing easy access to public vehicles (13.6 per cent increase from Round I) and avoidance of lengthy screening process (13.4 per cent increase from Round I) as the main reasons for using informal GCPs.



Brahmapur GCP (October 2022). © Deepa Chand

## SERVICES THAT COULD HELP TO USE FORMAL GCPs

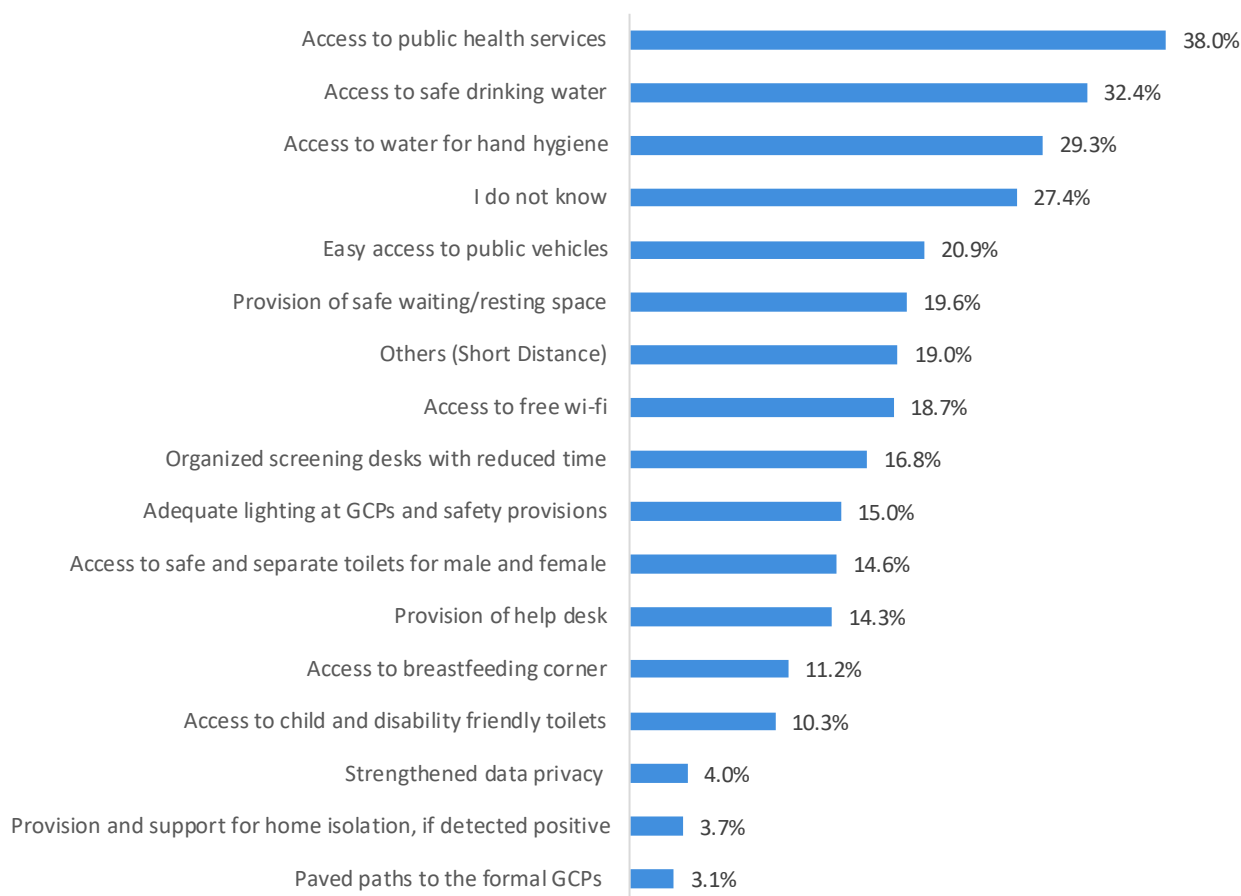
The top three services that could encourage the migrants at informal GCPs to use formal GCPs were reported as access to public health services (38 per cent), safe drinking water (32.4 per cent), and access to water for hand hygiene (29.3 per cent) at the formal GCPs.

Migrants in Brahmapur GCP reported access to public health services in (87.9 per cent), in Jamunaha Gau I GCP cited organized screening desks with reduced time (97.5 per cent), in Sirsiya GCP said access to water for hand hygiene (50.5 per cent) while in Nang Gau GCP, access to safe drinking water and access to water for hand hygiene were reported at 60.8 per cent each for the services that could encourage them to use formal GCPs.

Interestingly in Bhadrapur GCP, most migrants said that short distance to formal GCP could encourage them to use formal GCP considering the long distance from the informal Bhadrapur GCP to the formal Kakarbhitta GCP. About 1.6 per cent informed that organized screening desks with reduced time at formal GCP would encourage them use formal GCP.

Compared to other informal GCPs, very few migrants in Yatru Gate GCP pointed out the need to improve services in formal GCPs to encourage greater use of formal GCPs. This may be because Yatru Gate GCP lies close to the formal Krishnanagar GCP which has been equipped with various health, WASH and protection related services by the project. However, about 3.3 per cent migrants reported that access to public health services could encourage them to use the formal GCP.

Compared to the earlier rounds of flow monitoring exercise, in round IV, fewer migrants crossing through informal GCPs identified reasons like easy access to public vehicles, provision of health desk, strengthened data privacy and provision and support for home isolation as the services that could encourage them to use formal GCPs. On the other hand, there has been a sharp increase in migrants (16.3 per cent increase from Round I) citing access to water for hand hygiene as the main service that could help them use formal GCPs.





Funded by  
the European Union



<https://dtm.iom.int/nepal>